

2022 Community Engagement Report

Cleveland Division of Police

City of Cleveland



CITY OF CLEVELAND
Mayor Justin M. Bibb

Table of Contents

Table of Contents.....	2
Tables and Figures.....	3
Section I. Background.....	4
Section II. Policy and Process.....	5
Definitions.....	5
Section III. General Statistics.....	9
Community Engagement—Form Totals.....	9
Community Engagement—Officer Totals.....	11
Community Engagement—Individual Totals.....	12
Community Engagement—School Event Totals.....	17
Community Engagement—Organized Event Totals.....	20
Community Engagement—Engagement Information.....	23
Section IV. Current Challenges.....	27
Section V. Conclusion and Future Goals.....	28
Appendix I.....	29
Appendix II.....	35
Appendix III.....	40

Figures and Tables

Figure 1 – Community Engagement Event Count Definitions.....	7
Figure 2 – Community Engagement Form Total.....	8
Figure 3 – Total Community Engagement Forms by Year.....	8
Figure 4 – Total Community Engagement Forms by District.....	9
Figure 5 – Total Community Engagement Forms by Patrol Type.....	9
Figure 6 – Total Community Engagement Forms by Officer Initiated.....	10
Figure 7 – Total Officers Involved in Community Engagement.....	11
Figure 8 – Total Officers Involved in Community Engagement by Officer Assigned Unit.....	11
Table 1 – Data Guide for Subject Demographics.....	12
Figure 9 – Gender.....	13
Figure 10 – Age Group.....	13
Figure 11 – Race.....	14
Figure 12 – Ethnicity.....	14
Figure 13 – Number of Individuals Present.....	15
Figure 14 – Groups Present.....	16
Figure 15 – Total School Related Community Engagement Events.....	17
Figure 16 – School Related Community Engagement Events by District.....	17
Table 2 – Data Guide for School Event Location.....	18
Figure 17 – Total Community Engagement Forms by School Type.....	18
Table 3 – Data Guide for School Event Type.....	19
Figure 18 – Total Community Engagement Forms by School Event Type.....	19
Figure 19 – Organized Event Form Total.....	20
Table 4 – Data Guide for Organized Event Type.....	20
Figure 20 – Organized Event Type.....	21
Table 5 – Data Guide for Organization Type.....	22
Figure 21 – Organization Type.....	22
Figure 22 – Community Engagement Form Total.....	23
Table 6 – Data Guide for Engagement Type.....	23
Figure 23 – Engagement Type.....	23
Table 7 – Data Guide for Social Contact Type.....	24
Figure 24 – Social Contact.....	24
Table 8 – Data Guide for Community Service Type.....	25
Figure 25 – Community Service.....	25
Table 9 – Data Guide for Community Problem-Solving Type.....	26
Figure 26 – Community Problem-Solving.....	26

Section I: Background

This is the 1st annual CPOP and Community Engagement report. As CPOP data collection just commenced March 1, 2022, this report will contain community engagement data only. Future reports will include both CPOP and community engagement data. The Cleveland Division of Police (CDP) began collecting community engagement (also referred to as “Community Engagement Forms”) data in February 2020. This report contains two full years of data, using a rolling year rather than a calendar year, since data collection began on February 1st of the inaugural year. Consequently, the 2020 Reporting Year is from February 1, 2020, to January 31, 2021. Likewise, the 2021 Reporting Year commenced February 1, 2021, and concluded January 31, 2022. Future reports will contain one full year of both CPOP and community engagement beginning on March 1 of the year prior to the report through the end of February of the reporting year (e.g., March 1, 2022 through February 28, 2023).

Multiple officers may be listed on a single Community Engagement Form. Therefore, the number of officers will be greater than the number of community engagement forms. As a result, the total number of forms and the total number of officers are reported separately.

It is noteworthy to mention that the beginning of the electronic data collection period for community engagement coincided with the onset of the Covid-19 pandemic. Since there are no community engagement data prior to the pandemic, there are, consequently, no comparison data. As a result, the impact of Covid-19 on community engagement cannot be quantified.

Furthermore, while two reporting periods are contained in this report, the reader should not draw comparisons between the reporting periods.

For the benefit of conciseness, several figures throughout the report display only top frequencies. The data in several figures may not sum up to the total. This is for several reasons including, but not limited to, missing data, incomplete forms, etc.

A copy of the complete community engagement data collection form is available in Appendix I.

CDP fosters ongoing community engagement partnerships with a wide variety of agencies and organizations. A list of these partnerships is available in Appendix II.

Section II. Policy and Process

Officers shall complete a Community Engagement Form when they have community engagement with the public. Below are Community Engagement types and definitions, taken directly from General Police Order.

Definitions

Community Engagement (CE) - any interaction with an individual or group other than through criminal investigation or consensual encounter.

Community Engagement Activity

A. Community engagements include both organized activities and officer-initiated activities; these activities include but are not limited to the following:

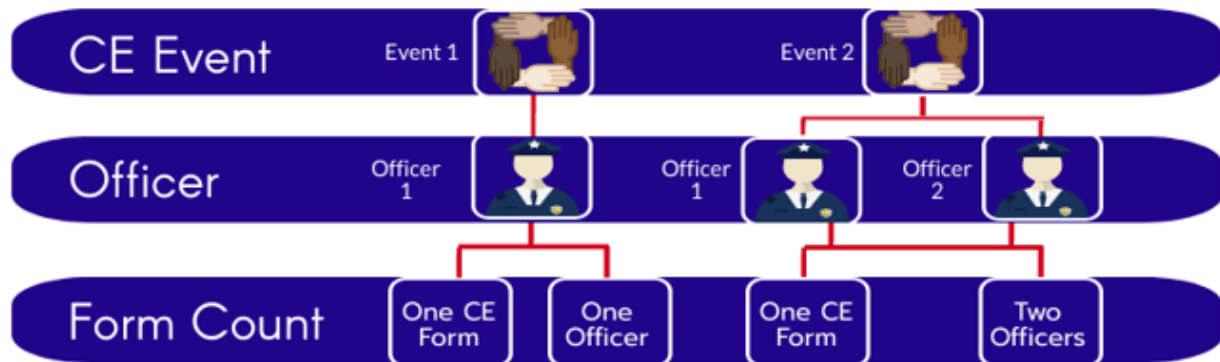
1. Bike/Foot patrols used for the sole purpose of community engagement.
2. Neighborhood walks and talks.
3. Participation in community events/meetings.
4. Hosting and participation in Safety Fairs.
5. Division presentations and training such as personal safety, career day, Citizens Academy, etc.
6. Providing a community service such as providing maintenance, providing a ride, or making a donation.
7. Collection and review of data to engage in collaborative problem-solving with community members to improve a problem in the neighborhood.
8. Following up with crime victims.
9. Checking in with business owners, school representatives, or community organizations to ask about problems that they may have encountered and how the police can assist.
10. Encouraging community members to participate in District Policing Committees and block clubs.
11. Reading books to children.
12. Visiting recreation centers, mental health facilities, businesses, places of worship, schools, etc.

13. Getting acquainted with community members.
14. Encouraging community members to connect with the Division and their respective District on social media.
15. Any opportunity to apply the CPOP philosophy of policing.

Figure 1
Community Engagement Event Count Definitions



Community Engagement Event Count



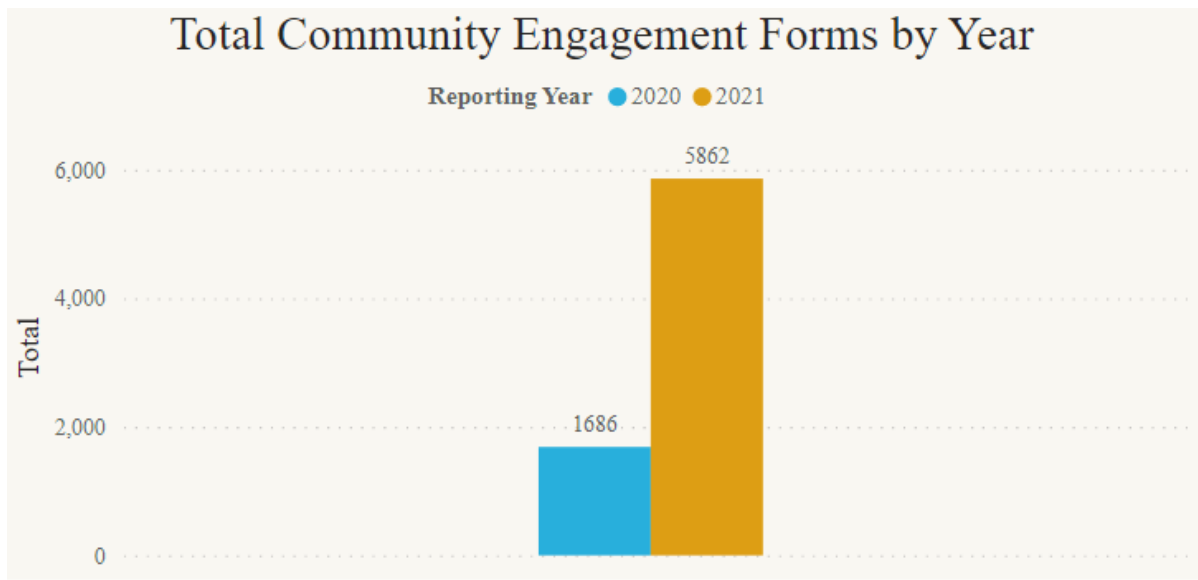
Section III. General Statistics

Community Engagement-Form Totals

Figure 2

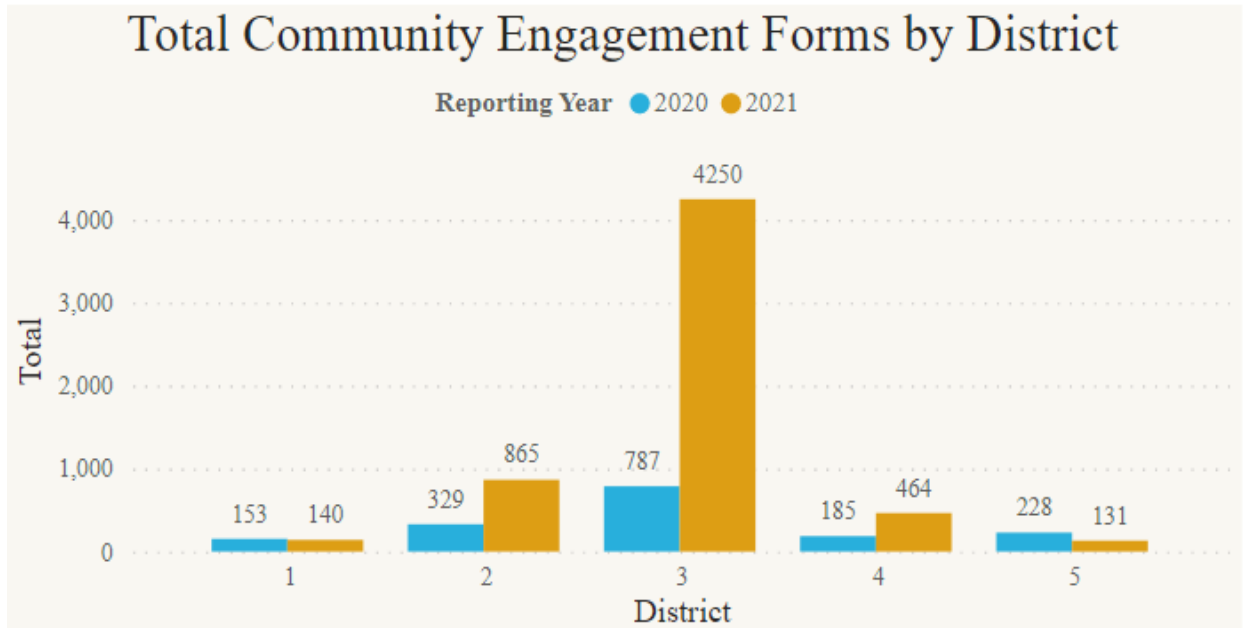


Figure 3



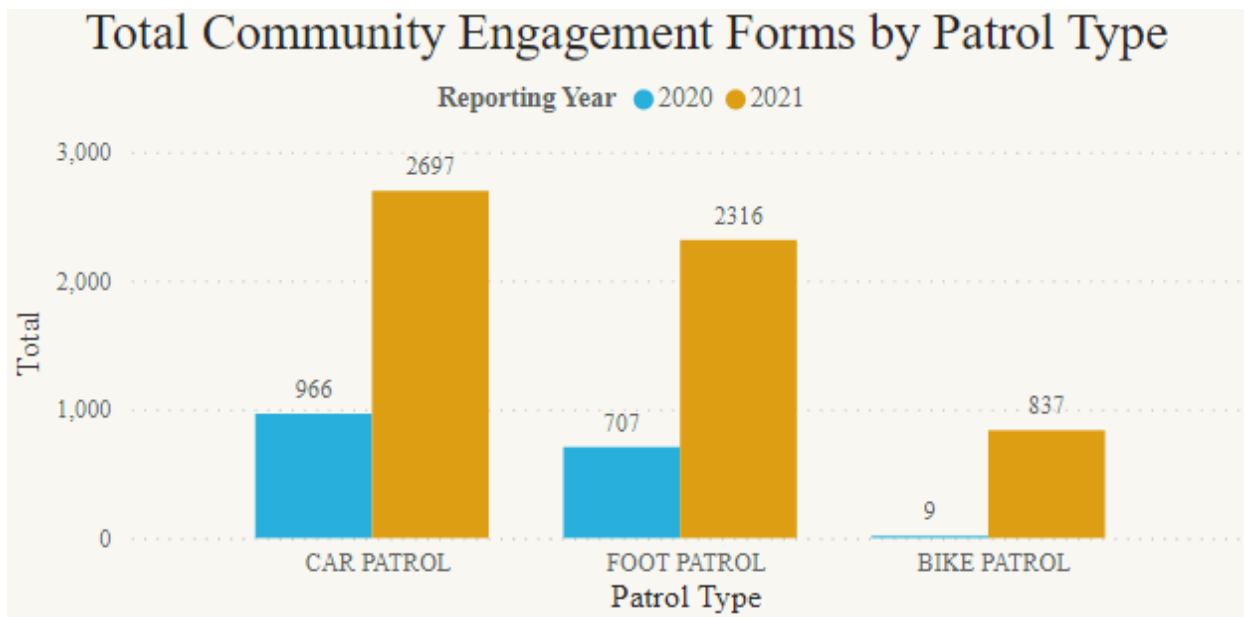
- As seen in Figure 3, a combined 7,548 Community Engagement Forms were completed between the 2020 and 2021 reporting periods. Of these, 1,686 forms were completed in 2020 and 5,862 forms were completed in 2021.

Figure 4



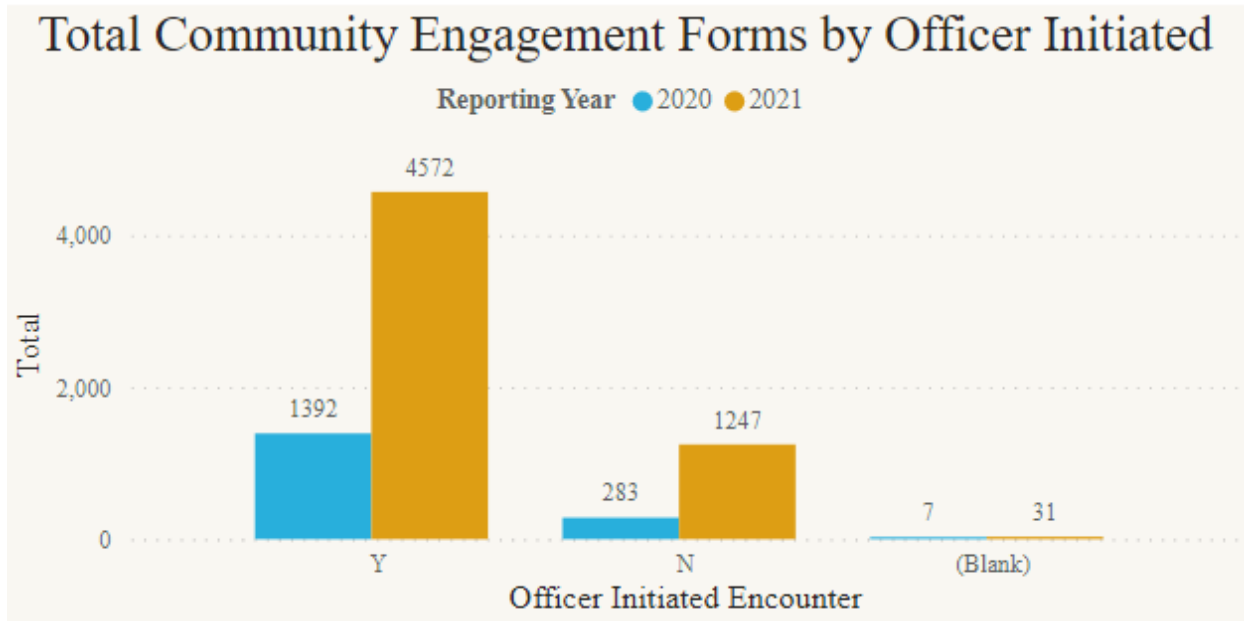
- Approximately 67% of all Community Engagement Forms were completed in District 3, as seen in Figure 4.

Figure 5



- As shown in Figure 5, most community engagements were completed by officers assigned to patrol in a zone car (57% in 2020 and 46% in 2021), followed by foot patrol (42% in 2020 and 40% in 2021), and lastly bike patrol (1% in 2020 and 14% in 2021).

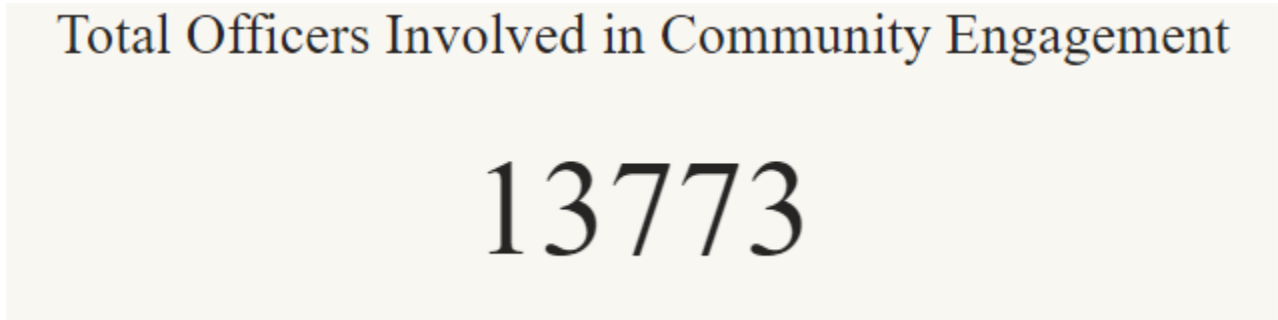
Figure 6



- As shown in Figure 6, a considerable majority of community engagements were officer initiated.
- In 2020, approximately 78% of community engagements were officer initiated while in 2021 nearly 83% were officer initiated. The increase in officer initiated engagements is likely due to the relaxation of Covid-19 restrictions in combination with officers being better trained in the use of the Community Engagement forms, including how and when to use them.

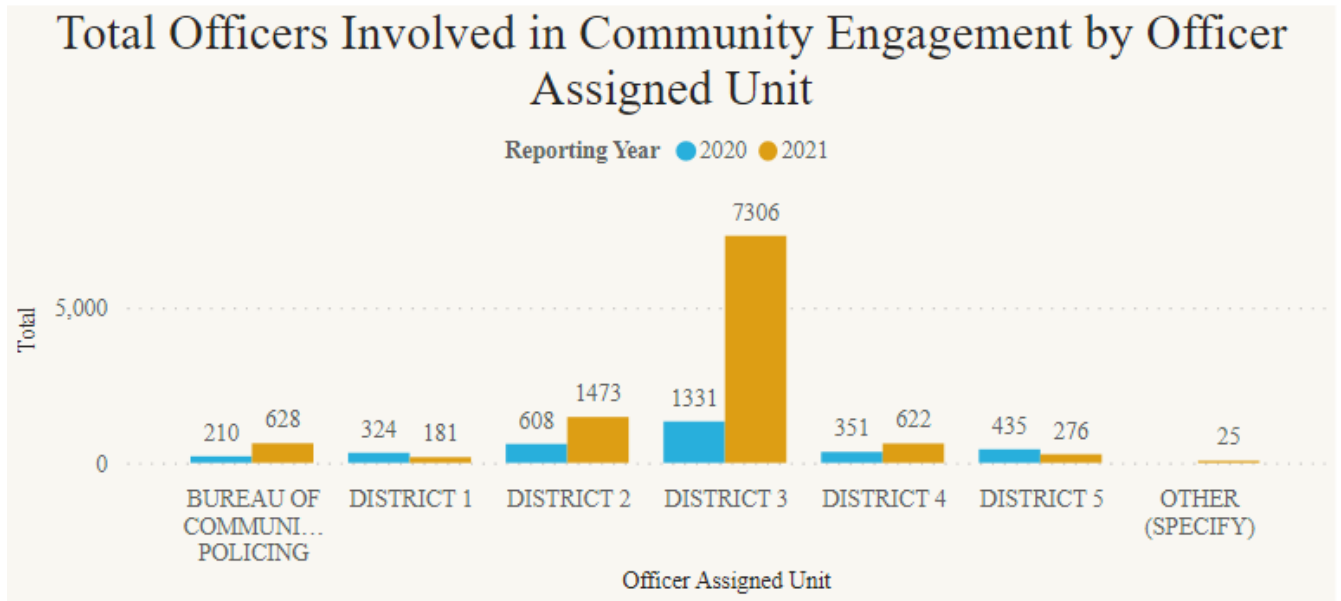
Community Engagement-Officer Totals

Figure 7



- For the combined 2020 and 2021 reporting periods, 13,773 officers were involved in Community Engagement events.

Figure 8



- As shown in Figure 8, approximately 53% of all community engagement forms were completed by officers assigned to the 3rd District. Of the total number of officers completing forms, 52% were completed by officers in the Downtown Services Unit, located in District 3.

Community Engagement-Individual Totals

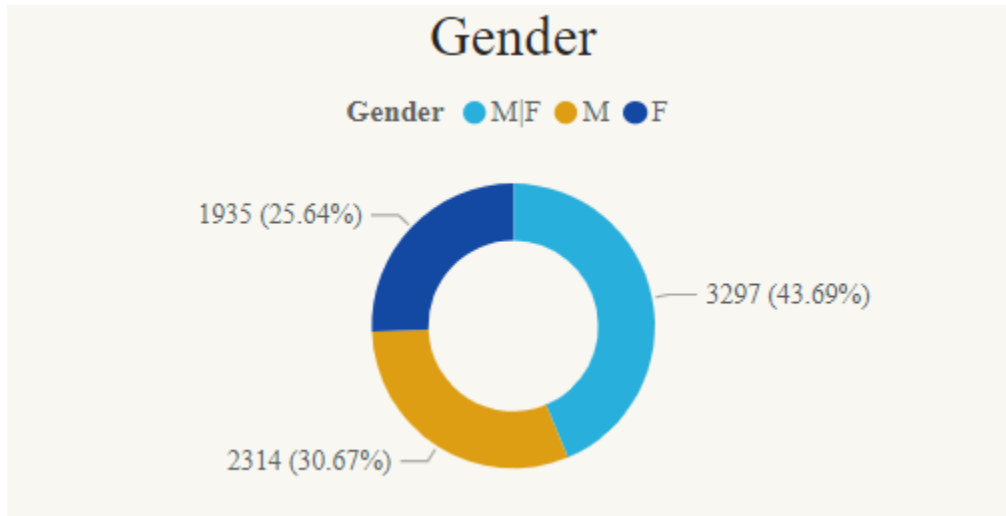
The data in this section were entered into the Community Engagement Form based on officer perception.

Table 1 below provides a guide for the visuals in this section that contain numeric or alphabetical values, including the field type, data value, and the data description labels.

Table 1
Data Guide for Subject Demographics

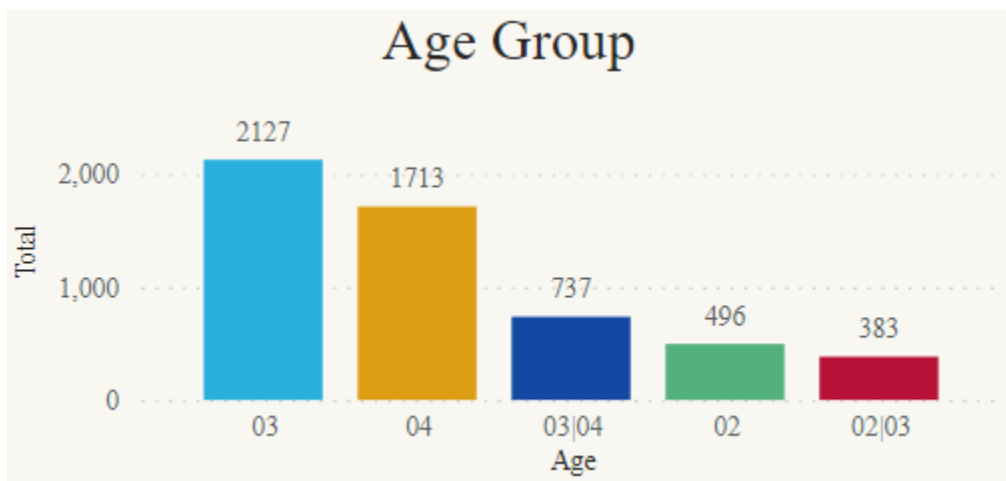
Field	Value	Description
AgeList	01	Under 18
AgeList	02	18-25
AgeList	03	26-40
AgeList	04	41-60
AgeList	05	61+
GroupList	01	Elderly
GroupList	02	Homeless
GroupList	03	LGBTQ
GroupList	04	Youth
GroupList	05	N/A
RaceList	A	Asian
RaceList	AI	American Indian or Alaska Native
RaceList	B	Black or African American
RaceList	PI	Native Hawaiian or Other Pacific Islander
RaceList	U	Unknown
RaceList	W	White

Figure 9



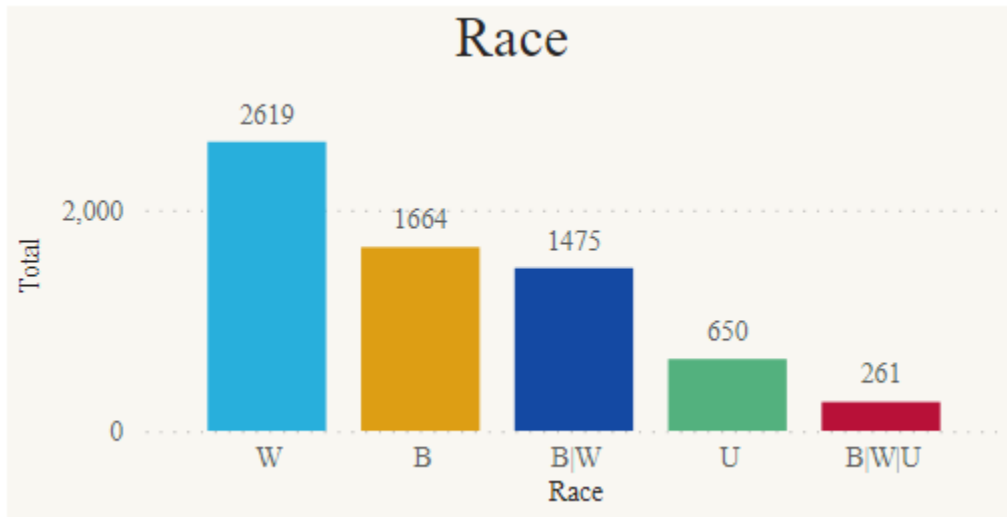
- As shown in Figure 9, nearly half (44%) of all community engagements had both females and males present.
- By comparison, 31% of community engagements involved males only and 26% involved females only.

Figure 10



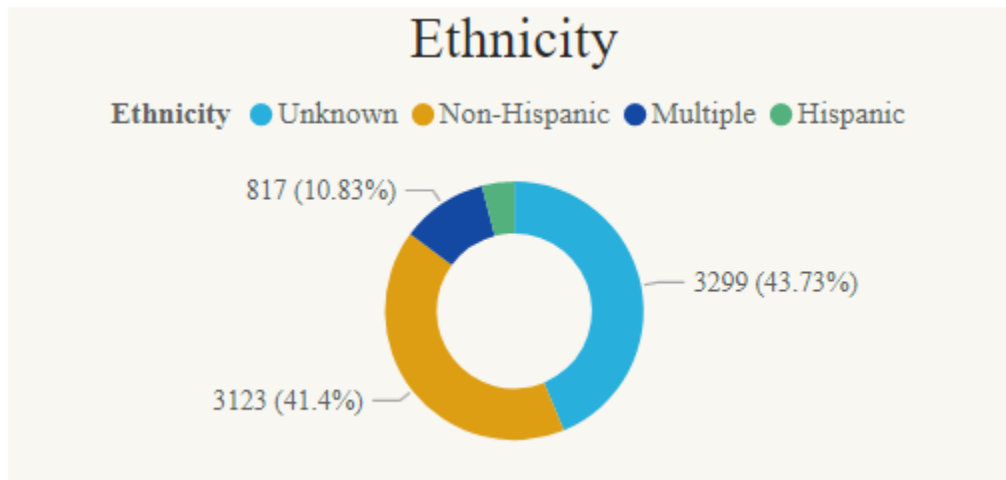
- The top five age groups with whom officers interacted during a community engagement are shown in Figure 10. Value label 03, (individuals aged 26-40) was recorded most often, on 2,127 forms, followed by individuals aged 41-60 (value label 04) on 1,713 forms. Individuals aged 26-40 and aged 41-60 (value labels 03 and 04, respectively) combined for 737 forms.
- Individuals aged 18-25 (value label 02) appeared on 496 forms while individuals aged 18-25 (value label 02) and aged 26-40 (value label 03) combined for 383 forms.

Figure 11



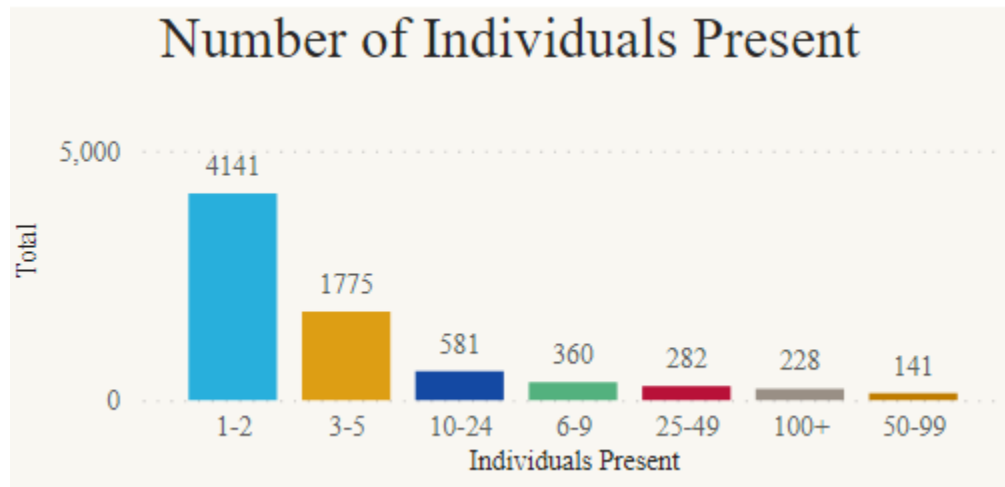
- Approximately, 77% of all community engagement events included Black or African American and/or White individuals. Specifically, 35% of community engagement events involved White individuals, 22% involved Black or African American individuals, and 20% involved White and Black or African American individuals. These data are shown in Figure 11.

Figure 12



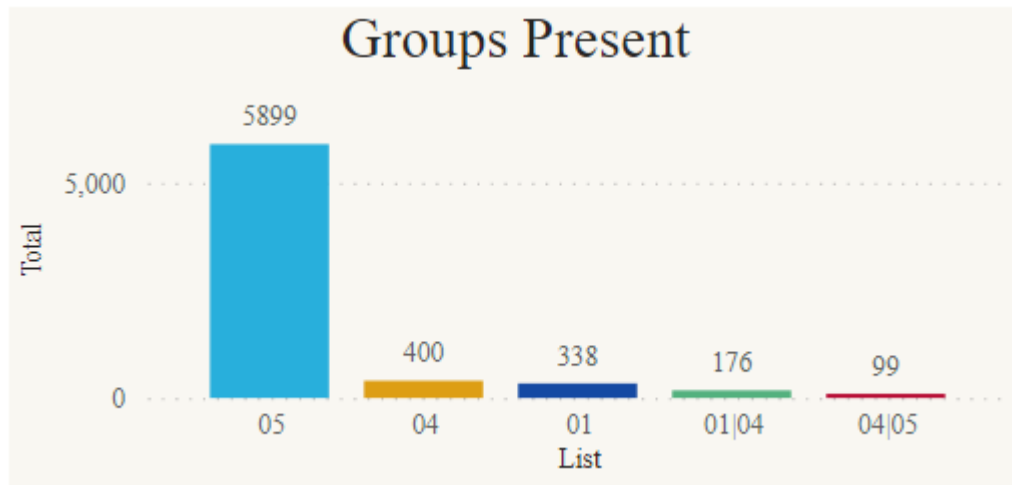
- As seen in Figure 12, approximately four out every 10 community engagements involved Non-Hispanic individuals.
- Roughly the same amount of community engagements involved individuals with an “Unknown” ethnicity. As stated previously, these data are based on officer perception and will be examined further.

Figure 13



- As shown in Figure 13, most community engagements involved a smaller number of individuals (1-5).
- Approximately eight out of every 10 Community Engagement Forms were completed by officers interacting with between one and five individuals. Specifically, 55% involved 1-2 individuals and another 24% involved 3-5 individuals.

Figure 14



- Officers indicate on the Community Engagement Forms which specific groups of people are present at community engagements (see the value list at the beginning of this section).
- In most instances, the available responses were not applicable for the 2020 and 2021 reporting years. There were 1,649 recorded responses other than “Not Applicable” (22% of the total).
- Officers reported interacting with youth in 400 community engagements (value label 04), followed by elderly in 338 engagements (value label 01), and a combination of the two groups were selected in 176 engagements (value labels 01 and 04, respectively).

Community Engagement-School Event Totals

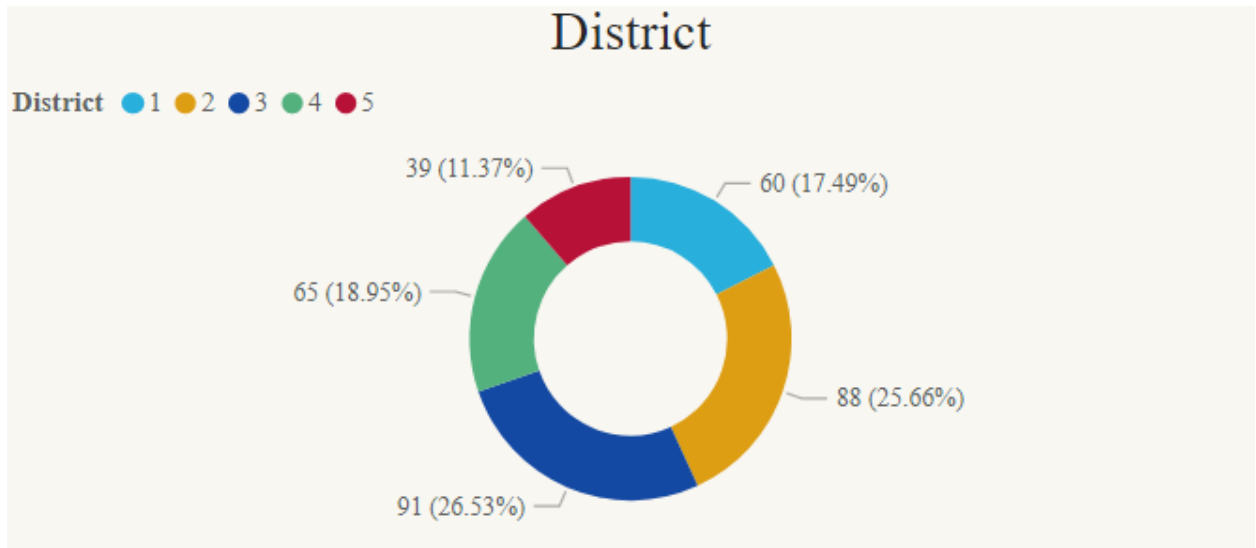
Figure 15

Total School Related Community Engagement Event

343

Figure 16

School Related Community Engagement Events by District

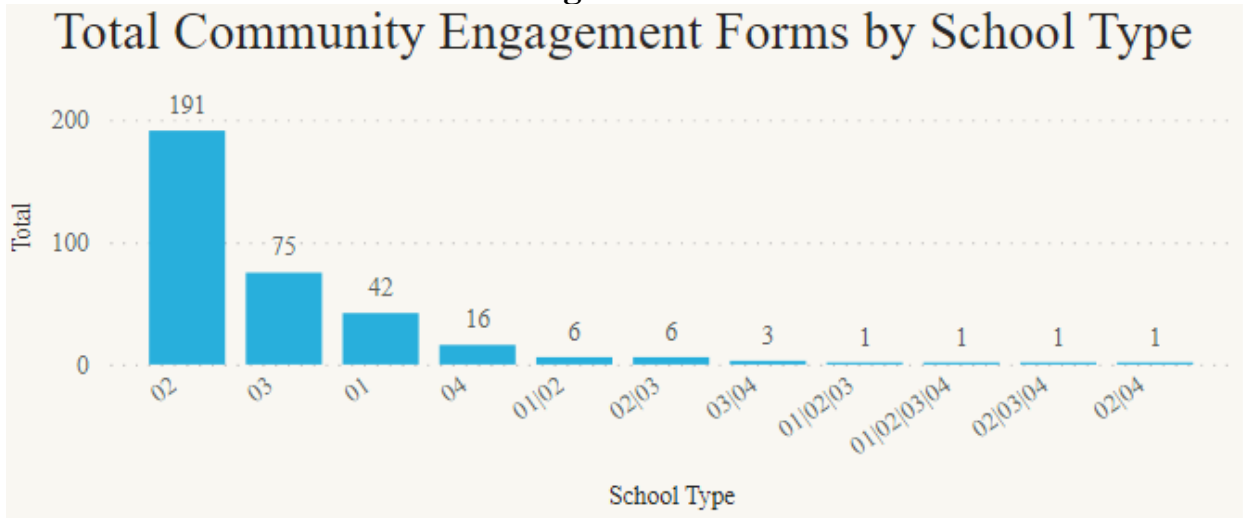


- Among Districts, the distribution of school related Community Engagement varied considerably. District 3 hosted 91 events, District 2 held 88 events, District 4 hosted 65 events, District 1 held 60, and District 5, 39 events.
- For 2020 and 2021, there were a total of 343 school related Community Engagement events.

Table 2
Data Guide for School Event Location

School Type	Numeric Label
Day Care/Head Start	01
Elementary	02
High School	03
Post High School	04

Figure 17

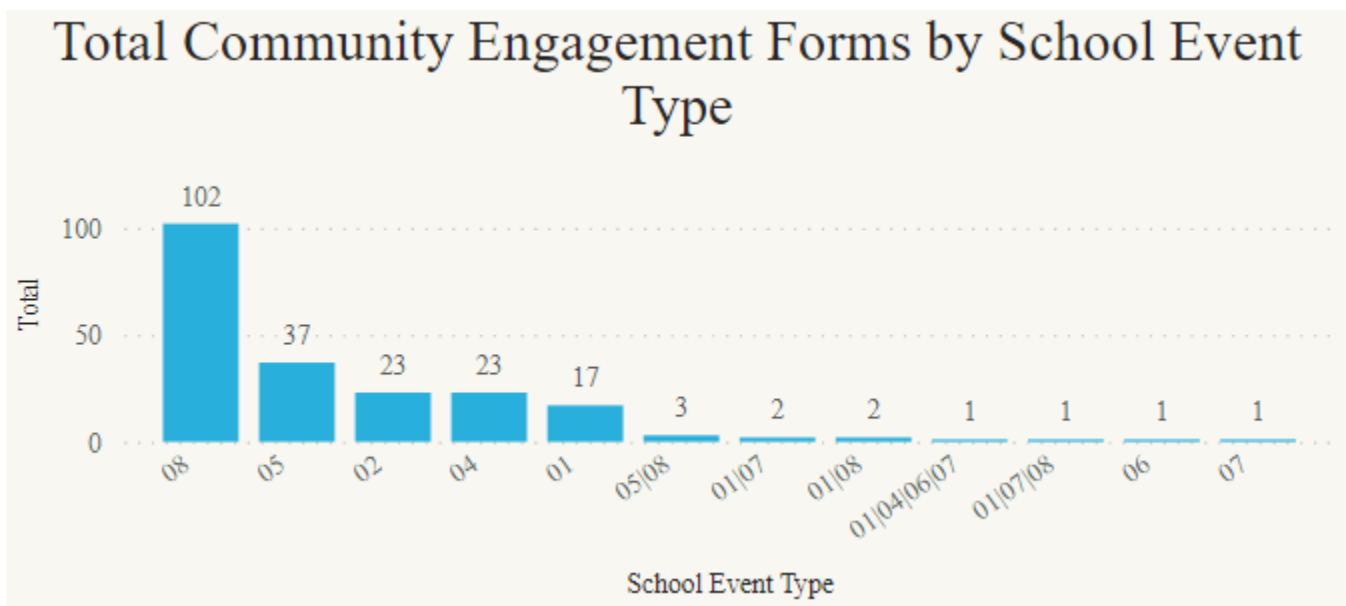


- As seen in Figure 17, most of the school related community engagements occurred at elementary schools with 191 engagements, followed by 75 occurring at a high school, 42 at a day care/head start, and 16 occurring in a post high school setting.

Table 3
Data Guide for School Event Type

School Event Type	Numeric Label
Athletics	01
Career Day	02
DARE	03
Explorers	04
Presentation	05
Recruitment	06
Sports	07
Other (Specify)	08

Figure 18



- As seen in Figure 18, officers most often selected ‘other’ under school event type. Officers selecting “Other” are asked to provide an open-ended explanation of the event type. The top three “Other” School Event Types included graduation, field day, and bike ride. The full list of “Other” school event types is contained in Appendix III.
- The second most common school event type was “Presentation” (37 engagements), followed by “Career Day” and “Explorers,” both with 23 total engagements.

Community Engagement-Organized Event Totals

Figure 19

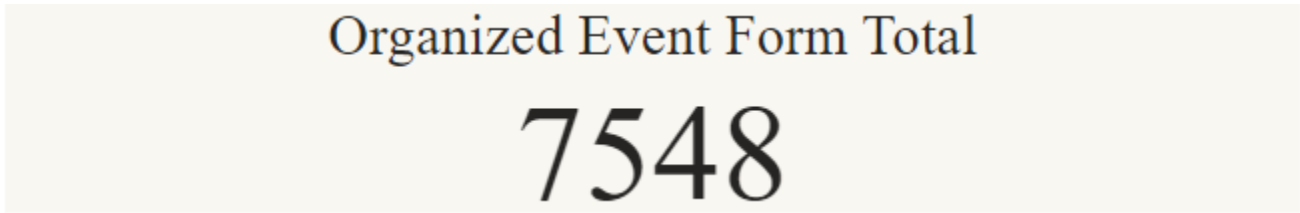
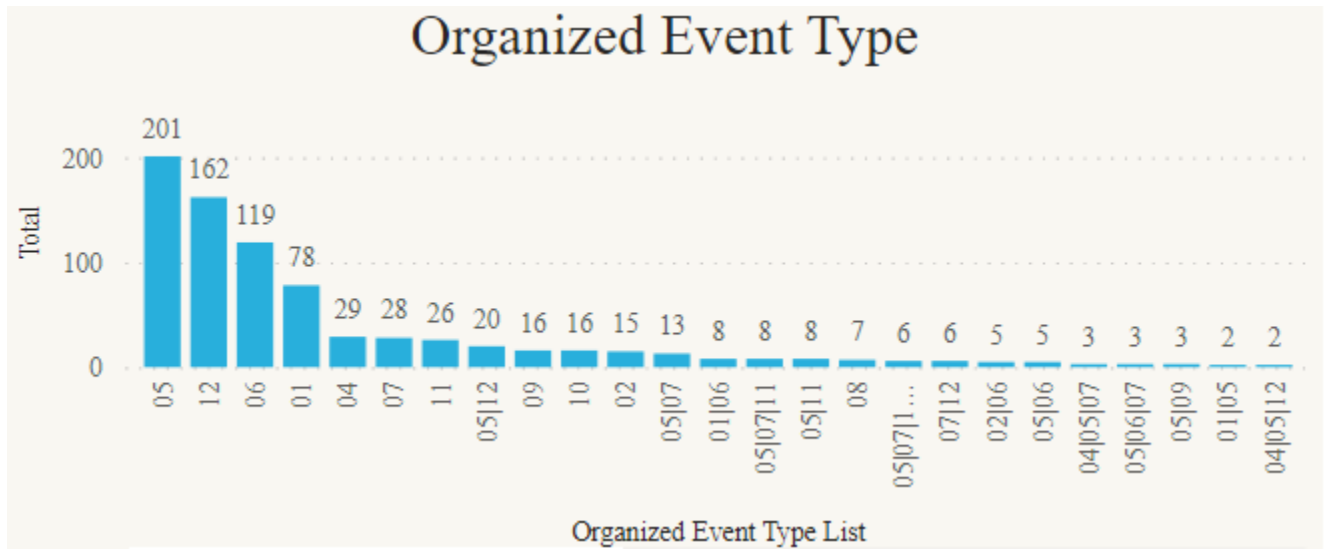


Table 4
Data Guide for Organized Event Type

Organized Event Type	Numeric Label
Block Club	01
Business Meetings	02
Clubs and Recreation Centers	04
Community Event	05
Community Meeting	06
Community Outreach	07
District Policing Committee Meeting	08
Holiday Event	09
Presentations/Training	10
Produce Giveaway	11
Other (Specify)	12

Figure 20

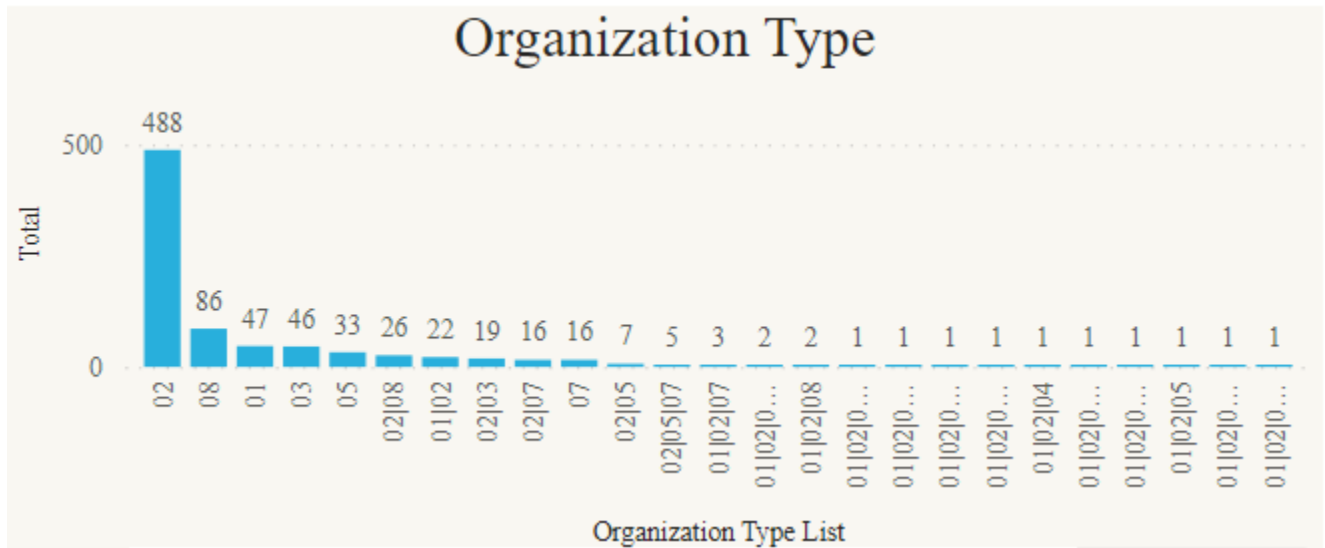


- As seen in Figure 20, the three most common organized Community Engagement types were “Community Event” (201 forms), “Other” (162 forms), and “Community Meeting” (119 forms).

Table 5
Data Guide for Organization Type

Organized Type	Numeric Label
Business	01
Community	02
Faith Based	03
Financial	04
Health Service	05
Manufacturing	06
Social Service	07
Other (Specify)	08

Figure 21



- Figure 21 shows the most common organizations that hosted community engagement events. The top three organization types included “Community” (488 forms), followed by “Other” (86 forms), and “Business” (47 forms).

Community Engagement-Engagement Information Section

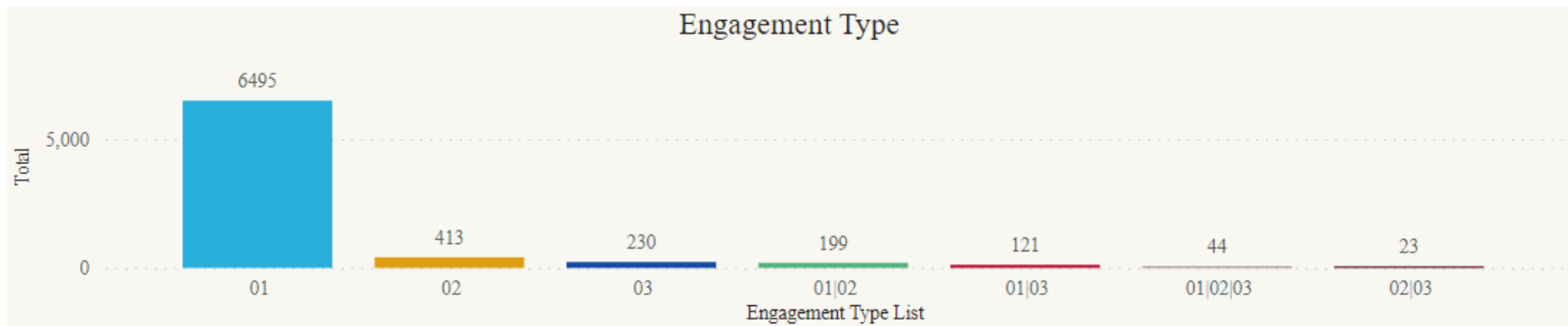
Figure 22



Table 6
Data Guide for Engagement Type

Engagement Type	Numeric Label
Social Contact	01
Community Service	02
Community Problem-Solving	03

Figure 23

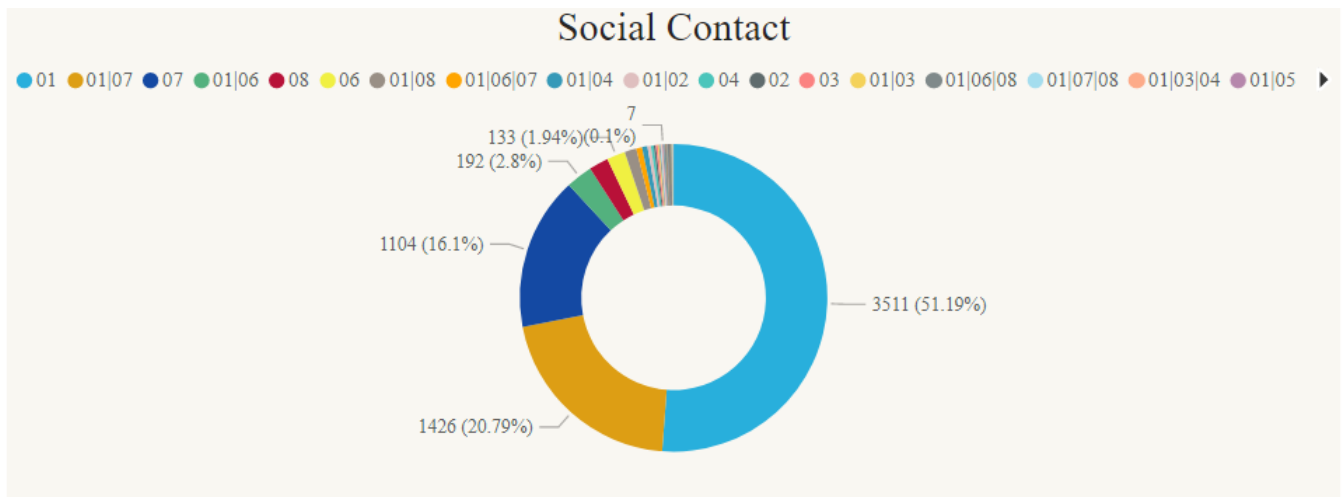


- The most common “Engagement Type” among community engagement forms is ‘Social contact’, at approximately 86% of forms.

Table 7
Data Guide for Social Contact Type

Social Contact	Numeric Label
Casual Conversation/Interaction	01
Lunch with a Community Member	02
Mentoring	03
Play a Game/Sporting Event	04
Phone and Email Contact	05
Provide Basic Assistance (directions, etc.)	06
Visit Home/Business/Organization	07
Other (Specify)	08

Figure 24

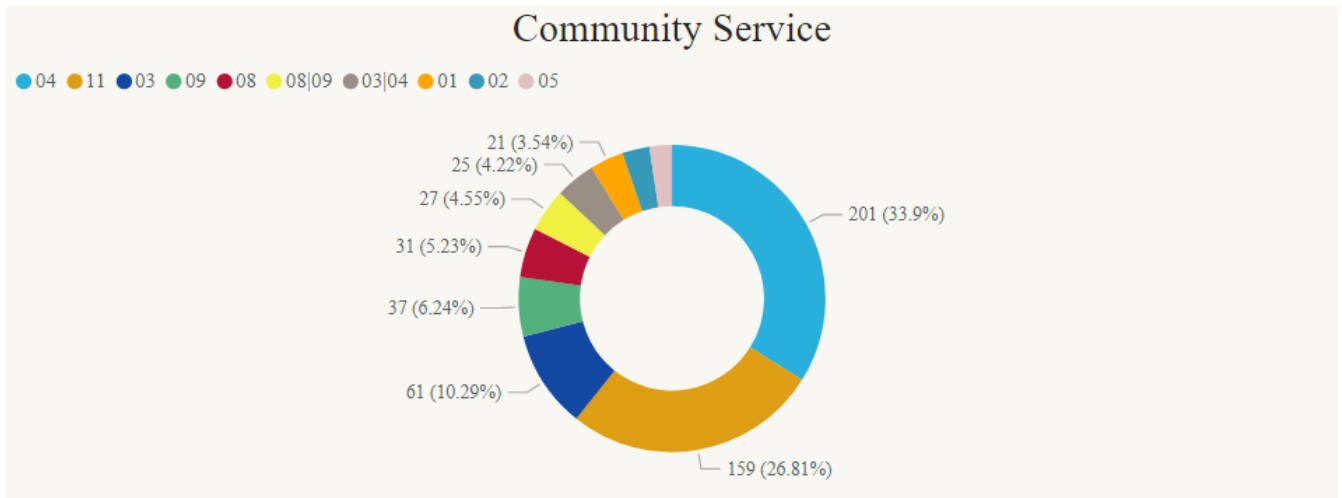


- As seen in Figure 24, within Social Contact engagements, ‘Casual Conversation/Interaction’ occurred most often at 51%, followed by a combination of ‘Casual Conversation/Interaction’ and ‘Visit Home Business Organization’ at 21%, and ‘Visit Home Business Organization’ comprised of 16%. The remaining Social Contact engagement types comprised approximately 12% of responses.

Table 8
Data Guide for Community Service Type

Community Service	Numeric Label
Check Welfare	01
Give a ride	02
Make a safety recommendation	03
Park and walk	04
Passing out flyers	05
Presentation Training	06
Purchase equipment/supplies	07
Provide items for adult (food, clothing, etc.)	08
Provide items for children (food, clothing, etc.)	09
Read a book	10
Other (Specify)	11

Figure 25

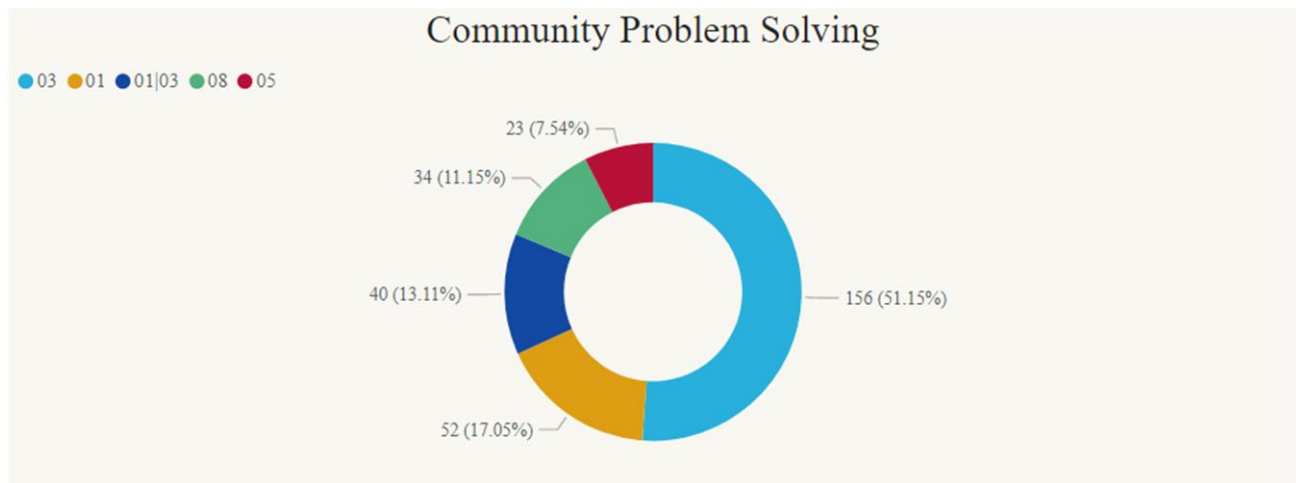


- As seen in Figure 25, within the Community Service engagement type, “Park and Walk” occurred most often (34%), followed by “Other” (27%), and “Make a Safety Recommendation” (10 %). The remaining Community Service engagement types made up a combined 29%.

Table 9
Data Guide for Community Problem-Solving Type

Community Problem-Solving	Numeric Label
Assist individual/org in resolving specific issue	01
Coordinate with other agencies/services	02
Discussion regarding community crime or issues	03
Dispute resolution/mediation	04
Follow up with specific individual/business/org.	05
Make a referral	06
Make repairs/address vandalism (home, etc.)	07
Other (Specify)	08

Figure 26



- As seen in Figure 26, within the Community Problem Solving engagement type, “Discussion regarding community crime or issues” occurred most often (51%), followed by ‘Assist individual/organization in resolving specific issue’ (17%), while the combination of the two above categories comprised 13 %. The remaining Community Problem Solving engagement types comprised a combined 19%.

Section IV. Current Challenges

Each District has held an annual Safety Fair for the past several decades. The Safety Fairs last several hours and conjoin safety forces and community stakeholders to create awareness about available resources and provide safety tips. Information including general and fire safety to physical and mental health is offered to all attendees. Unfortunately, with COVID-19, Districts could not conduct Safety Fairs in 2020.

While the number of planned community engagement events has increased since COVID-19 restrictions were lifted, most events have not seen a return to pre-COVID attendance rates. Additionally, while community engagement opportunities have risen, so have the number of staffing challenges. In 2019, CDP conducted a staffing study to examine how officers are deployed to reach its law enforcement and community engagement goals. The Division recognized that meaningful community engagement required enough officers to spend adequate time engaging citizens while simultaneously providing police service. Unfortunately, the Division is nearly 300 officers short of the recommended staffing levels required to fulfill its goals. Staffing is currently the top impediment to the Division reaching its community engagement objectives.

Section V. Conclusion and Future Goals

CDP, like most departments nationwide, is facing staffing challenges unforeseen in modern times. As departments compete to attract new officers, patrol officers are often asked and mandated to work extra shifts, significantly impacting the potential for community engagement. Consequently, officers not tasked with answering calls for service as a primary function of their daily duties have significantly more community engagement data entries. Essentially, relatively few officers made the majority of the entries. For instance, the Third District's Downtown Services Unit (DSU) had far more community engagement entries than any other officers or units. They are followed by all Five District Community Engagement Officers and officers assigned to the Bureau of Community Relations. Additionally, officers assigned to the District's Community Services Units, typically tasked with engaging the community to address quality of life issues, have been tasked with answering calls for service and secure large-scale events and protests. Therefore, the rate at which the Division can improve its staffing circumstances is directly tied to the rate at which all officers engage in community engagement activities. Effective community engagement and CPOP require more than relatively few officers participating in activities. In addition to improving the current staffing shortfalls, the Division will determine how calls for service and community engagement and CPOP can coalesce.

The Cleveland Division of Police started collecting Community and Problem-Oriented Policing (CPOP) in March 2022. Moving forward, the Cleveland Division of Police will publish a single report combining Community Engagement and CPOP.

Appendix I
Sample Community Engagement Data Collection Form

Question	Response
Incident Number	XX-XXXXXX
Date	MM/DD/YYYY
Duration of Event	0-60/ Minutes and Hours
District (Select one)	1 2 3 4 5
Zone (Select one)	1 2 3 4 5 6 7 8
Address of Occurrence	Street number, Street, City
Type of Patrol (Select one)	Bike Patrol Car Patrol Foot Patrol
Number of Officers (Select one)	1 to 50
Badge Numbers	Number of inputs should reflect the number of officers selected in #8

Assigned Unit (Select one)	Bike/City Wide Bureau of Community Policing (#13) Bureau of Special Services (#14) Bureau of Traffic (#15) Chief of Staff (#16) Chief's Office (#17) Communications Control Section District 1 (#18) District 2 (#18) District 3 (#18) District 4 (#18) District 5 (#18) Domestic Preparedness Section (#19) Intelligence Section (#20) Investigative Section (#21) Logistics Section (#22) Personnel Section (#23) Ports Section (#24) Property Section (#25) Special Victims Section (#26) Technical Section (#27) Training Section (#28) Other (Specify)
Bureau of Community Policing (Select one)	Community Relations Unit School Resource and Education Unit Recruitment Unit
Bureau of Special Services (Select one)	Narcotics SWAT NOLETF Gang Impact Unit NOVFTF HIDTA DV Warrant Unit VCTF
Bureau of Traffic (Select one)	Motorcycle Unit Mounted Unit Traffic Controllers
Chief of Staff (Select one)	Bureau of Compliance Case Preparation Inspection Unit Policy Unit Public Affairs Office
Chief's Office (Select one)	Chief's Office Employee Assistance Unit Internal Affairs Unit

Districts 1-5 (Select one)	Basic Patrol-A Platoon Basic Patrol- B Platoon Basic Patrol- C Platoon Community Engagement Officer Commander's Office Community Services Unit Detective Unit District Traffic Vice Unit +Downtown Services Unit (District 3 only)
Domestic Preparedness (Select one)	Bomb Squad Canine Unit Headquarter Security
Intelligence Section (Select one)	Intelligence Unit Mayor's Security City Hall Security Crime Analysis Unit Missing Persons Liaison
Investigative Section (Select one)	Accident Investigation Unit Homicide Unit Financial Crimes Unit
Logistics Section (Select one)	Transportation Mobile Support Unit
Personnel Section (Select one)	Personnel Unit Timekeeping Unit Budget Unit Medical Unit
Port Section (Select one)	Airport Unit Aviation Unit Northern Border Initiative
Property Section (Select one)	Property Forfeiture Unit Supply Unit Impound Unit Vehicle Custodial Unit (Lot 2)
Special Victims Section (Select one)	Sex Crimes/Child Abuse Unit Domestic Violence Unit
Technical Section (Select one)	Crime Scene/Records Unit Forensic Unit Photography Unit
Training Section (Select one)	Academy Unit Gymnasium Unit Ordnance Unit

Number of Involved Individuals (Select one)	1-2 3-5 6-9 10-24 25-49 50-99 100+
Ages of Involved Individuals (Select all that apply)	Under 18 18-25 26-40 41-60 61+
Involved Racial Groups (Select all that apply)	White Black or African American American Indian or Alaska Native Asian Native Hawaiian or Other Pacific Islander Unknown
Involved Ethnic Groups (Select all that apply)	Hispanic Non-Hispanic Unknown
Gender of Involved Individuals (Select all that apply)	Male Female
Groups in Attendance (Select all that apply)	Elderly Homeless LGBTQ Youth N/A
Was the encounter initiated by the officer? (Select one)	Yes No
Is this a School Related Event? (Select one)	Yes (Go to question #34) No (Skip to question #37)
Type of School (select all that apply)	Day Care/Head Start Elementary High School Post High School
Organized School Event (Select one)	Yes (Answer question #36) No (Answer question #40)

Type of School Event (Select all that apply)	Athletics Career Day DARE Explorers Presentation Recruitment Sports Other (Specify)
Is this an Organized Event? (Select one)	Yes (Answer question #38) No (Answer question #40)
Type of Organized Event (Select all that apply)	Block Club Business Meetings Citizen Event Clubs and Recreation Centers Community Event Community Meeting Community Outreach District Policing Committee Meeting Holiday Event Presentations/Training Produce Giveaway Other (Specify)
Type of Organization (Select all that apply)	Business Community Faith Based Financial Health Service Manufacturing Social Service Other (Specify)
Type of Engagement (Select all that apply)	Social Contact (#41) Community Service (#42) Community Problem-Solving (#43)
Social Contact (Select all that apply)	Casual Conversation/Interaction Lunch with a Community Member Mentoring Play a Game/Sporting Event Phone and Email Contact Provide Basic Assistance (directions, information, etc.) Visit Home/Business/Organization Other (Specify)

<p>Community Service (Select all that apply)</p>	<p>Check Welfare Give a ride Make a safety recommendation Park and walk Passing out flyers Presentation Training Purchase equipment/supplies Provide items for adult (food, clothing, etc.) Provide items for children (food, clothing, toys, etc.) Read a book Other (Specify)</p>
<p>Community Problem-Solving (Select all that apply)</p>	<p>Assist Individual/business/organization in resolving a specific issue Coordinate with other agencies/services Discussion regarding community/neighborhood crime or issues Dispute resolution/mediation Follow up with specific individual/business/organization Make a referral Make repairs/address vandalism (to home, business, organization, public area, etc.) Other (Specify)</p>
<p>Is follow-up required? (Select one)</p>	<p>Yes No</p>

Appendix II
Ongoing Community Engagement Partnerships

FIRST DISTRICT	SECOND DISTRICT	THIRD DISTRICT	FOURTH DISTRICT	FIFTH DISTRICT	BUREAU OF COMMUNITY RELATIONS
Fairview Hospital Community Advisory Council	LGTBQ Community Center	University Settlement	Kinsman Collaboration	Job Corps	1000 Ties
Kamm's Corner Community Development Corp.	Lakeview Terrace Head Start	Buckeye Health Collaboration	Harvey Rice School Wrap-up	East Shore Park Club	4th of July Parade
West Edge Alliance	North of Literary Block Club	Hough Service Providers	Eastside Academy	Cleveland Housing Network	Auxiliary Academy
RG Jones Elementary	Old Brooklyn Crime Watch	Senior Living Facilities	Glendale Block Club	E. 156th Street Neighborhood Association	Browns Football Camp
The Mindfulness Program at River's Edge	South of Lorain Block Club	St. Phillip Neri Senior Program	Black Nurses Union of Cleveland	Glenville High School	Camp Forbes
Building Bridges/Community Relations at Christ Methodist Church	Tremont West Development Center	Downtown Residents Association	The Department of Aging	The Collinwood Homeowners Association	Career Day
Beth Israel Temple Safety Seminar	International Village Block Club	Sterling Recreation Center	Fair Hill Partners	Kenneth Clement School	Citizens Academy
Detroit Merchants	Ward 14 Safety Meeting	Willow Elementary	Habitat for Humanity	East 140th Street Association	Citizens Academy Alumni Meeting
Puritas Head Start	New Beginnings Ministry	Golden Ciphers Young Men Association	St. Luke's Foundation	John Glenn Health Care Center	Coach Stefanski Uniting Neighbors
Birchwood Block Club	Boys and Girls Club	Wilson Towers Residents Association	Union Miles Development Corp	Ward 9 Knock and Talk	Coffee with Cop

FIRST DISTRICT	SECOND DISTRICT	THIRD DISTRICT	FOURTH DISTRICT	FIFTH DISTRICT	BUREAU OF COMMUNITY RELATIONS
Ronald McDonald House	Coats for Kids	Asiatown Cleveland	Cleveland Collaboration	Shore Acres Association	Community Resource Day
St. Ignatius School	William Rainey Harper Black History	Cleveland Police Foundation	Harvey Rice	The Food Bank of Cleveland	Conversation for Change
Edgewater Park Neighborhood Group	Jones Home Neighborhood Association	Cleveland Public Library	East Side Academy	Beachland Park Association	CPF Fishing with Cops
Ward 16 Council Meeting	Lutheran Hospital	Partnership for A Safer Cleveland	Miles Elementary	E. 185th Street Neighborhood Association	CPF Public Safety Pipeline
Cudell Community Development Corporation	FATU Saleem	Cleveland Food Bank	Doan Brook Watershed Partnership	Ward 9 Council meeting	Eddie Eagle Gun Safety
St. Joseph Academy	Esperanza	Cleveland Housing Network	Cleveland Neighborhood Progress	Cleveland Public Library	Explorer Recruitment
Peace Live and Little Donuts	Coats for Kids	Lexington Bell Development Corp.	Mt. Pleasant Development Corps	St. Clair/Superior Development Corp.	First Tee
Starbucks	Luis Munoz Marin School	Toys for Tots	Burten-Bell Carr Development Corps	Oak Street Health Association	Food Bank Food Giveaway
Café Roma	Lincoln Park Academy	Bolden School	African American Quilt and Doll Guild	Kenneth Clements School	National Missing Children's Day
Georges Kitchen	Cleveland Police Foundation	PNC Connections	Health Service Company	Ward 10 Community Meetings	Neighborhood Clean-ups
Neighborhood Celebration with American Pickers	William Harper-Rainey School	Calvary Church	Habitat for Humanity	Greater Friendship Church	Personal Safety Presentation
Christ United Methodist Church	Cleveland Public Library	William Patrick Head Start	Shaker Square Business Alliance	Greater Abyssinia Church	Random Ice Cream

FIRST DISTRICT	SECOND DISTRICT	THIRD DISTRICT	FOURTH DISTRICT	FIFTH DISTRICT	BUREAU OF COMMUNITY RELATIONS
St. Marks School	Ohio City Development Corporation	New Life at Calvary	ADAMHS Board	Gods Harvest Pantry	Random Visitation (Day Care/Senior Facility)
Marriott Corporation	Detroit-Shoreway Development Corporation	Fairfax Development Corp	T-Mobile	Famicos Development Corps	Random Visitation (Home/Business/Shelter)
Bellaire/Puritas Development Corp	The Music Settlement	St. Clair/Superior Development Corp	Refresh Collective/Literacy in the Hood	Carl Stokes Head Start	Residential/Building Safety Survey
Jefferson Park Association	Lakeview Terrace	Cleveland Police Foundation	Boys and Girls Club	Ward 7 Council meetings	Safety Fair (Districts)
Franciscan Village	Partnership for a Safer Cleveland	Wade Park Elementary School	Glendale Block Club	FDR School	Safety Town
Frisby Block Club	Guardian Angels	Boys and Girls Club	Black Nurses Union	St. Jerome's School	Senior Walks
Edna House Boutique	American Red Cross	Care Alliance	Esperanza	Memorial School	Social Justice Forum for Persons with Disabilities
Beth Israel Temple	Metro Health Hospital	Fatima Family Center	Department of Aging	Wilson School	Student Police Academy (Glenville)
St. Paul AME Church	Ohio Prep School	Frontline Services	Kinsman Collaborative group	OH Perry School	US Together
Esperanza	Bike CLE	Horizon Academy	Ward 6 Council Meeting	Patrick Henry School	Violent Intruder Presentation
Unity Through Diversity	ADAMS Board	YWCA	North Coast farmers market	Euclid Park School	Ward 1 Safety Summit
West Park Community School	Magnolia Apartments Association	St. Adelbert School	Youth Opportunities Unlimited	Salvation Army	Ward 5 Fair
Caldwell/Rainbow Block Club	Brooklyn Centre Association	Woodland Avenue Men's Festival	Cleveland Browns	Ginn Academy	What to Do When Stopped by Police Presentation

FIRST DISTRICT	SECOND DISTRICT	THIRD DISTRICT	FOURTH DISTRICT	FIFTH DISTRICT	BUREAU OF COMMUNITY RELATIONS
St. Mary's Orthodox Church	Refresh Coalition	CWRU National Annual Youth Camp	CM Bishop Health Expo	Cory Recreation Center After School Program	Youth Employment Program Personal Safety Presentation
Birchwood Block Club	North of Literary Block Club	Wade Oval Wednesdays	E. 119th Street Block Club	Five Point Community Center	Art Festival (4th Dist.)
Cleveland Public Library	Bush Street Block Club	Coffee with Cops	Fairhill Partners	NEON Collinwood Health Center	Auxiliary Academy
St. Augustine's Hunger Center	North Shore Block Club	D3 Safety Fair	10PT Coalition	East Shore Park Club July 4th Parade	Back to School Fair/Event
Ronald McDonald House	Metro North Block Club		CECGO	Beachland Park Parade	Camp Forbes
Cleveland police Foundation	Ward 14 Council meeting		Golden Ciphers	Shore Acres Parade	CHN Community Clean-up
Partnership for a Safer Cleveland	International Village Block Club		E-Prep School	Community Engagement	Citizens Academy
Coffee with the Commander	Edge Water Hill Block Club		Cleveland Public Library	CHN Housing Partners	Citizens Academy Alumni Meetings
Coffee with Cops	South of Jefferson Block Club		Buckeye Street Alliance	Back to School Workshop	Conversations for Change
D1 Safety Fair	W. 80th Street Stakeholders		Western Reserve Land Conservatory	East 156th St Neighborhood Association	E. 108 ST. Community Event
	Old Brooklyn safety Committee		E. 63rd Street Block Club	Ward 9 Community Meeting	Eddie Eagle
	Auburn/Lincoln Park Block Club		Zelma George Rec Center	Summer 2019 Senior Walk	Explorer Meetings
	Buhrer-Rowley Block Club		Mounds Elementary School	Summer Splash - Ice Cream Social	First Tee

FIRST DISTRICT	SECOND DISTRICT	THIRD DISTRICT	FOURTH DISTRICT	FIFTH DISTRICT	BUREAU OF COMMUNITY RELATIONS
	Coffee with Cops		Cleveland Clinic	CHN Safety Forces Neighborhood Clean Up Work Day	Food Bank Give Away
	D2 Safety Fair		Blessed Hope Missionary Baptist Church	Knock & Talk	Football Hall of Fame Engagement Event
			Second New Hope Baptist church	Fishing with a Cop	Labor Day Parade
			Cleveland Police Foundation	CHN Meet & Greet the Mayor	Night Out On Crime
			Slavic Village Development Corp.	Youth Summit & Back to School	Random Ice Cream
				Meet & Greet	Random Visitation (Day Care/Senior Facility)
				Glenville Festival	Random Visitation (Home/Business/Shelter)
				Meet and greet	Senior Walk
				Meet Library Manager @ Memorial Nottingham Branch	Touch A Truck
				Oak Street Health	
				The Collinwood Neighborhood Association	
				One World Festival	
				Health Fair	
				5th District Spaghetti Dinner	
				Elderly Visit	
				D5 Safety Fair	

Appendix III
 School Event Type “Other” Open-Ended Response Totals

School Event Type Other	Total
GRADUATION	9
FIELD DAY	6
BIKE RIDE	4
EDDIE EAGLE GUN SAFETY	3
BIKE GROUP	2
CHESS TOURNAMENT	2
COOKING WITH COPS	2
FIELD TRIP	2
GRADUATION PARADE	2
LUNCH WITH STUDENTS	2
SAFETY DRILL	2
UNICYCLE CLUB	2
8TH GRADE PARADE	1
ACTIVE SHOOTER DRILL	1
BACK TO SCHOOL	1
BREAKFAST WITH A COP	1
BREAKFAST WITH STUDENTS	1
CAMP	1
CANINE DEMO	1
CHESS	1
COOKOUT	1
CULTURAL FIELD TRIP	1
DPC MEETIMNG HOSTED BY STUDENT COUNCIL	1
DPC MEETING W/ STUDENT COUNCIL	1
DPC/ JFK MEETING	1
EDDIE EAGLE	1
END OF SCHOOL ACTIVITIES	1
EVACUATION DRILL PRACTIVE	1
EXPLORER HEARNING	1
FACE MASK DONTAION	1
FATHER'S BIK RIDE WITH KIDS	1
FIELD DAY/ PARADE	1
FIELD TRIP TO THE POLICE STATION	1
FOOD DRIVE	1
FOOD/LUNCH GIVEAWAY	1
FOUR GRADERS FIELD DAY	1
GARDEN PROJECT	1

GRADUATION DRIVE BY	1
GRADUATION LINE UP	1
HELP TUTOR KIDS WITH READING	1
INTERACTION	1
JR. POLICE ACADEMY	1
KARAOKE	1
KARAOKE WITH STUDENTS	1
KIDS SCHOOL PARADE	1
LADIES OF TODAY	1
LANDSCAPING	1
LAST DAY CELEBRATION	1
LOCK DOWN DRILL	1
LUNCH ENGAGEMENT OF YOUTH	1
MURAL PAINTING	1
OFFICER APPRECIATION / TRIBUTE	1
PANCAKE BREAKFAST WITH STUDENT	1
POLICE MEMORIAL	1
PRESENTATION CYBER BULLYING	1
PROMOTION	1
READ TO CHILDREN	1
READING	1
READING TO STUDENTS	1
SAFETY CHECK	1
SAFETY FAIR	1
SAFETY LOCKDOWN DRILL	1
SAFETY WEEK	1
SCHOLARSHIP FAIR	1
SCHOOL CAMP	1
SCHOOL FIELD DAY	1
SCHOOL LUNCH PROGRAM	1
SCHOOL SUPPLIES GIVEAWAY	1
SCHOOL SUPPLY GIVE AWAY	1
SOCIAL INTERACTION	1
ST. IGNATIUS WALK TO PROGRESSIVE FIELD FOR MASS	1
STORIES 4 LIFE PROGRAM	1
STORIES4LIFE READINGS WITH STUDENTS	1
STUDENT POLICE ACADEMY	1
TORNADO DRILL	1
TRICK OR TREAT	1
TRUNK OR TREAT	1
TUTORING	1

WELCOMING STUDENTS TO SCHOOL	1
WILLARD GRADUATION/ FUN DAY	1
WOMENS HEALTH	1
ZOOM MEETING, PARTNERSHIP	1
GRAND TOTAL	108